

Mississauga Community Portfolio

Josh Black - 13/08/08

Dear Reader,

This summer PORTICO Community Church was granted government funding to study social outreaches in the city of Mississauga. The intent of this project was to discern what organizations presently exist as well as determining the unmet social needs in the city of Mississauga.

Keeping Christ's commissional words regarding the poor, sick and oppressed in mind, it is assumed that many Christians are looking for expression and fulfillment of their spiritual gifts. This research process took place with a view to engage both church congregations, as a whole, and their associated small groups in ministry outside the walls of their churches.

Too often we ask ourselves if there is anything that we can do for others, and come up with answers associated with the needs of our community, which are already being met. Each community in Mississauga is very unique and each area has it's own niche needs and struggles, at times perceived only by small numbers of people within their respective communities. In other instances we defer to someone who is doing a better job than we can ever do.

The purpose of this report is to expose as many people as possible to two things: the organizations working in Mississauga and the needs that are not presently being addressed. With such information people could become aware of, and minister to, the needs within their city and bring change to our community.

As a result of close scrutinizing of nine areas of Mississauga, five major needs were discovered. In addition, a list of para-church and churches ministries are listed within each area is included. It is our desire that aided with this information, churches, small groups and individuals will get involved and impact their surroundings.

The information in this report is meant to encourage others to partner with others in concert with our gifts and/or step out and initiate new ministries. It is our prayer that this information will serve as a catalyst so that our talents and passions will be engaged in such a way as to change our city for the better.

Sincerely

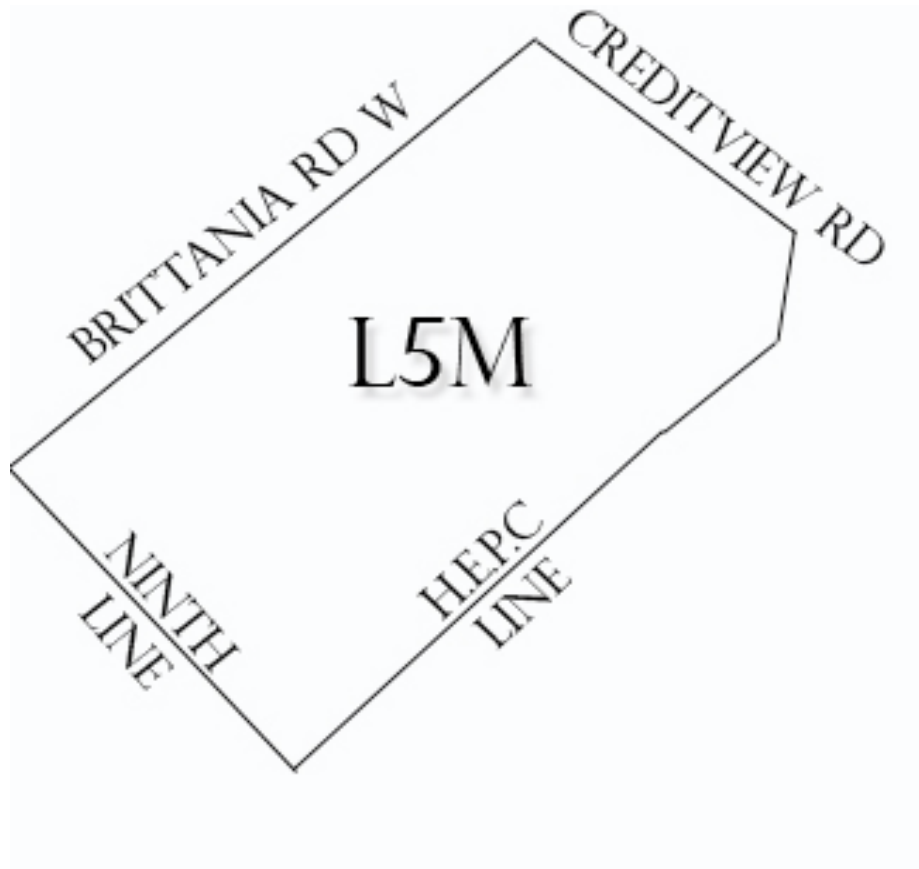
- Joshua Black

Table of Contents

Streetsville ⁱ	4
Highlights and Statistics (Streetsville)	5
Five Major Needs of Streetsville	7
Directory (Streetsville)	12
Meadowvale	14
Highlights and Statistics (Meadowvale)	15
Five Major Needs of Meadowvale	17
Directory (Meadowvale)	20
Hurontario	22
Highlights and Statistics	23
Five Major Needs of Hurontario	25
Directory (Hurontario)	27
Erinmills/Erindale	28
Highlights and Statistics	29
Five Major Needs of Erinmills/Erindale	31
Directory (Erinmills/Erindale)	33
Creditview	36
Highlights and Statistics	37
Five Major needs of Creditview	39
Directory (Creditview)	40
Clarkson	41
Highlights and Statistics	42
Five Major Needs of Clarkson	44
Directory (Clarkson)	45
Cooksville	47
Highlights and Statistics	48
Five Major needs of Creditview	50
Directory (Cooksville)	51

Malton	56
Highlights and Statistics	57
Five Major needs of Malton	59
Directory (Malton)	60
Port Credit	62
Highlights and Statistics	63
Five Major Needs of Port Credit	65
Directory (Port Credit)	66
Feedback Form	68

Streetsville (L5M) (Sample Report)



Sample Report on major needs with directory of organizations and existing ministry opportunities.

Highlights of Streetsville (Statistics)

Marital Status	Single: 12,510 29.1% Married: 26,400 61.4% Widowed: 1,455 3.4% Divorced or Separated: 2,625 6.1%
Families	Couple Families: 13,770 89.2% Lone-Parent Families: 1,670 10.8%
Population Living Alone	Individuals Living Alone: 1,665 3.0% Seniors Living Alone: 375 11.0%
Home Ownership	Owned Dwellings: 14,100 86.3% Rented Dwellings: 2,235 13.7%
Type of Housing	Single-detached: 10,755 65.7% Row Houses: 2,790 17.1% Other: 2,815 17.2%
Education	(Persons aged 20 years and above) Less than Grade 9: 2,195 5.7% Grades 9-13: 8,140 21.2% Trades with Cert/Diploma: 3,025 7.9% Community College: 9,370 24.4% University: 15,710 40.9% Without degree: 4,100 10.7% With Bachelor's degree or higher: 11,610 30.2%
Employment	(Persons aged 15 years and above) Labour Force Participation Rate: 31,295 73.2% Unemployment Rate: 1,555 5.0%
Income (2000)	Average Family Income: \$94,792 Low Income Families (#): 1,230 8.5%
Population	Male: 27,405 49.3% Female: 28,195 50.7% Total Population: 55,600 Population Growth 1996 to 2001: 33.2%
Age Groups	0-4 Years: 3,665 6.6% 5-9 Years: 4,540 8.2% 10-14 Years: 4,405 7.9% 15-24 Years: 8,045 14.5% 25-44 Years: 18,540 33.3% 45-64 Years: 12,825 23.1% 65+ Years: 3,580 6.4%

Immigrants	<p>Total Population: 25,150 45.4%</p> <p>By Selected Places of Birth (Top 3)</p> <p>1. India: 3,395 13.5%</p> <p>2. Hong Kong: 1,875 7.5%</p> <p>3. United Kingdom: 1,665 6.6%</p>
Visible Minorities	<p>Total Population: 24,470 44.2%</p> <p>By Visible Minority Group (Top 3)</p> <p>1. South Asian: 8,630 15.6%</p> <p>2. Chinese: 5,670 10.2%</p> <p>3. Black: 2,775 5.0%</p>
Language (Mother Tongue)	<p>English: 30,650 55.3%</p> <p>French: 740 1.3%</p> <p>Non-Official Languages: 22,705 41.0%</p> <p>Top 5 Non-Official Languages: Chinese, Punjabi, Portuguese, Arabic, and Polish.</p>
Religion (Top 3)	<p>1. Roman Catholic: 22,950 41.4%</p> <p>2. Muslim: 3,805 6.9%</p> <p>3. Anglican: 3,485 6.3%</p>

Statement of Rationale

This project was designed for Churches and small groups in Mississauga that are looking for change within our communities. Over the summer my summer project as the Community Research Coordinator at Portico was to find the major needs of Mississauga. I explored nine different regions in Mississauga including Clarkson, Cooksville, Creditview, Erin Mills, Hurontario, Malton, Meadowvale, Port Credit and Streetsville, and conducted interviews to find the five major unmet needs of each community. I attempted to speak with as many people under as many different circumstances as possible to get many different responses. I then compared all the answers I received to come up with the five major needs of each community. These needs are meant to be examined by Small Groups or churches looking to help their communities and attempt to meet these unmet needs. If you have any questions concerning this report please contact me at jblack@theportico.ca

Five Major Needs of Streetsville

1. Homeless Ministries

- Often when individuals think of Streetsville, they never think of it as a community in which there are people without homes. Although Streetsville is known as a more wealthy community, many churches in the Area have had many people come to them asking for food donations because they cannot afford to pay for their own food. These churches often partner with food banks in the Mississauga area, but end up having to send these people to other districts such as Cooksville or Meadowvale.

Opportunities –

- Open a food bank within Streetsville. Already established food banks in Mississauga, such as the Eden Food Bank and the Open Door would be two possible contacts to talk to for information on possible ways to start a food bank.
- Because churches like St. Andrews Presbyterian church can only offer bus tickets to people coming in looking for transportation

which means that if a small group or church were offer transportation for those in Streetsville who cannot afford to bus to other areas of Mississauga it would be very useful. These small groups or churches could put together possible transportation groups in different areas of Streetsville so that it is easy for everyone. These transportation groups could then turn into groups that can take these people to church on Sunday mornings as well.

2. The Youth of Streetsville

- In Streetsville, Youth make up 22.4% of the population. During the school year, they are seen scattered throughout Streetsville roaming the streets looking for things to do. One of the biggest issues these Youth have is not something that they are doing themselves, most of the problems that these kids will have is caused by a lack of knowledge from their parents. Parents are encouraged by the local police to begin to learn more about their children and their children's peer groups.

Opportunities –

- Start classes for Parents on how to become more aware of their Children and their peer groups
- Become close to parents of Youth and begin to work with them one on one and teach them how to become more aware.

3. Children Ages 6-12

- Often in Streetsville, workers and volunteers tend to focus on children below the age of 6 (infants and pre-schoolers) and not enough on children between the ages of 6-12. This lack of focus means that the needs of these children are not being met outside the classroom. Parents are struggling to balance work as well as transportation for their kids from home to kindergarten.

Opportunities –

- Help with transportation for parents of children ages 6-12 to get them from home to Kindergarten or School.
- Volunteer with different day cares and other areas where people are needed to aid with the growth of children ages 6-12.
- Talk to the Peel Board of education about starting an after school program for ages 6-12.
- Possibly start music or sports lessons for these children to develop skills early.

4. Chinese Population

- The Chinese population within Streetsville is one of the largest minority groups, and Chinese is the top non-official language spoken in this community. 8.3% of people in Streetsville speak Chinese, which is directly behind English in which 55.3% of the people of Streetsville speak. As large as this Chinese community is in Streetsville, there is not much sense of a visible Christian Chinese community.

Opportunities -

- Urge the Chinese community to become more of a part in the Christian communities already found in the Streetsville Area.
- Start small Christian communities for the Chinese speaking people of Streetsville, so that they will be more connected with their Community.

5. People with Disabilities

- Over the past number of years, residents of Streetsville have been crying out for some sort of ministry for children and adults with different disabilities. These disabilities can range from people without movement in their legs to children with Autism. There is a strong need for this in the Streetsville community because of the large lack of ministries and organizations focusing on people with disabilities.

Opportunities –

- Aiding different families one on one in taking care of their special needs children.
- Starting some sort of group devoted to helping different people with their special needs family members.
- Special and Social events for different families with disabilities so that they can be connect with the community.

Research and Interviews Completed

Interview with Lance at Ontario Christian Books:

Pointed me towards

Jon Webster (Trinity Anglican)
 Joanna Williams (Streetsville United)
 Lance Dixon (Trinity Anglican)
 Victor Sheperd (Tyndale)
 Prison Ministries
 Bruce Fligg
 Alex Lamb
 Theresa Lamb
 Jimmy Poon
 Sam Cooper
 Coptic Church Priests

Needs: Connections – Getting People Together

Interview with Diane at Trinity Anglican

Youth were a major need in the Streetsville Community

Interview with John at Streetsville United

Many spiritual needs

Supports the food banks such as the Open Door and Eden Food bank.

Interview with Bruce

Needs with the Homeless of Streetsville

Youth of Streetsville

Interview with Glenda at St. Andrews Presbyterian Church

Needs include more Evangelical church Ministries

Interview with Streetsville Police Officer (Name Unknown)

Needs include:

- Unemployment
- Seniors Needs
- Youth Needs
- Children's Needs

Youth Needs:

- Parent Awareness
- Knowing Kid's Peer Groups

Interview with Kirsten from the Child Development Resource Connection Peel

- Too much focus on Preschoolers (2.5 to 6)
- Kindergarten – Needs for Transportation
- More focus needed on ages 6-12

Directory of Ministry Opportunities¹

Name of Ministry Opportunity	Description	Contact Info
The Portico	PAOC Church Located in Streetsville	905-826-9612 www.theportico.ca
Peel Cheshire Homes Inc. Home for the Disabled	Home for the disabled located in Streetsville	905-826-5846
Peel Multicultural Council	Organization with the goal of creating multicultural harmony within the Peel region. Based in Streetsville	905-608-0075 www.peelmc.com
Vita Manor	Support center for young women experiencing unplanned pregnancies, located in Streetsville	905-858-0329 www.vitamanor.org
Credit Valley Hospital	Major hospital located in Streetsville.	905-813-2200 www.cvh.on.ca
Chelsey Park Streetsville Long Term Care Facility	Long term care facility located in Streetsville	905-826-3045 www.diversicare.ca
The Village of Erin Meadows Long Term Care Facility	Long term care facility located in Streetsville	905-569-7155 www.homewood.org
We care Retirement Home of Mississauga	Retirement home located in Streetsville	905-826-5095 www.wecareretire.com
Trinity Anglican Church	Anglican Church located	905-826-1901

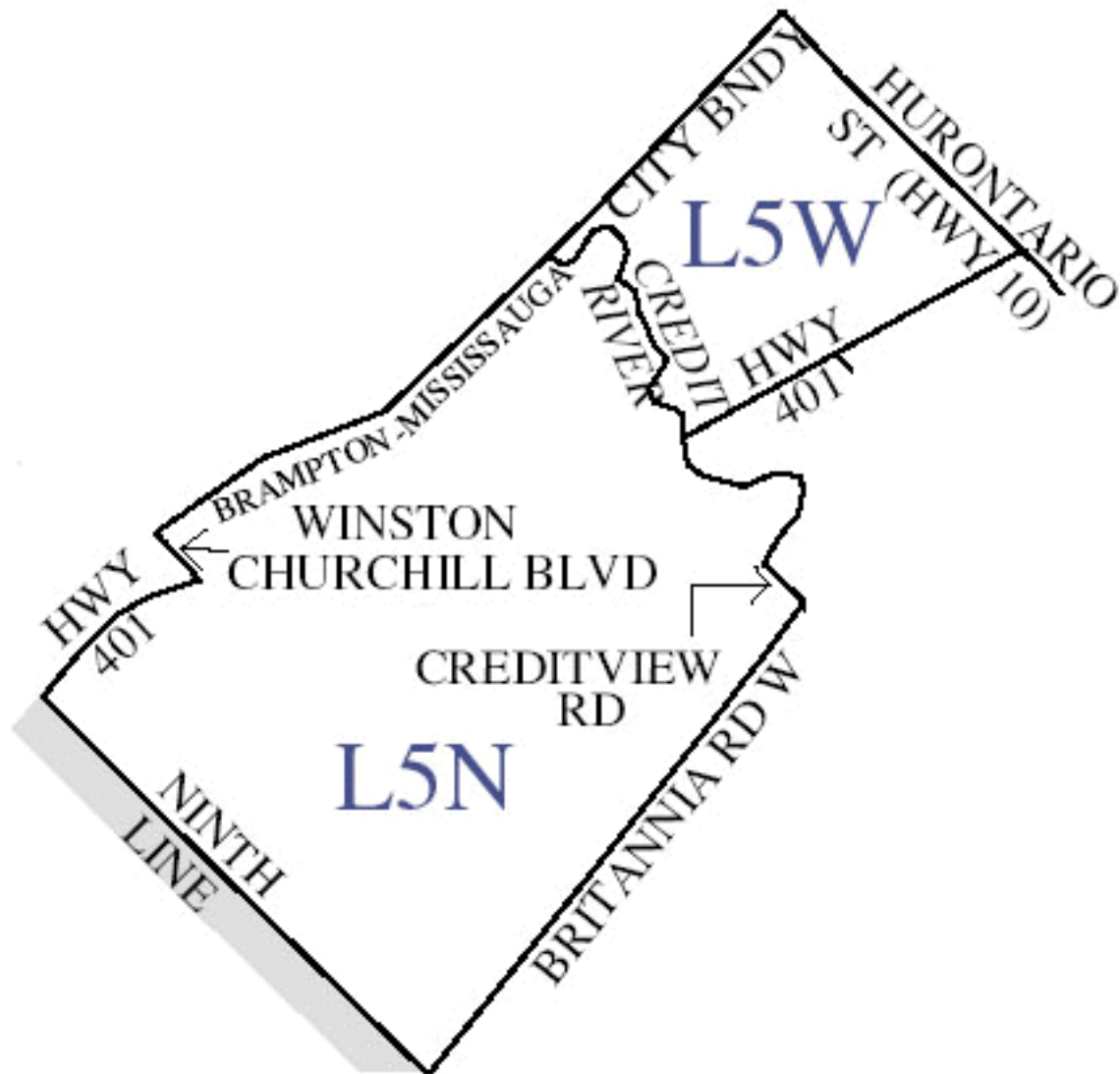
¹ Churches shown in Green

Non-Christian based Organizations shown in Red

Christian based Organizations shown in Blue

	in Streetsville	www.trinitystreetsville.org
Streetsville United Church	United Church located in Streetsville	905-826-1542 www.streetsvilleunited.ca
St. Andrew Presbyterian Church	Presbyterian church located in Streetsville.	905-826-2061
Streetsville Baptist Church	Baptist Church located in Streetsville.	905-826-1834

Meadowvale (L5N, L5W)



Report on major needs with directory of organizations and existing ministry opportunities.

Highlights of Meadowvale (Statistics)

Marital Status	Single: 17,295 27.6% Married: 38,315 61.2% Widowed: 1,905 3.0% Divorced or Separated: 5,135 8.2%
Families	Couple Families: 20,700 88.1% Lone-Parent Families: 2,785 11.9%
Population Living Alone	I Individuals Living Alone: 3,075 3.7% Seniors Living Alone: 710 18.8%
Home Ownership	Owned Dwellings: 21,695 83.0% Rented Dwellings: 4,450 17.0%
Type of Housing	Single-detached: 12,900 49.2% Semi-detached: 4,950 18.9% Other: 8,345 31.8%
Education	(Persons aged 20 years and above) Less than Grade 9: 1,950 3.4% Grades 9-13: 14,535 25.6% Trades with Cert/Diploma: 5,415 9.5% Community College: 16,115 28.4% University: 18,745 33.0% Without degree: 4,675 8.2% With Bachelor's degree or higher: 14,070 24.8%
Employment	(Persons aged 15 years and above) Labour Force Participation Rate: 49365 79.0% Unemployment Rate: 2,175 4.4%
Income (2000)	Average Family Income: \$88,842 Low-income Families (#): 1,590 7.0%
Population	Male: 41,675 49.5% Female: 42,550 50.5% Total Population: 84,225 Population Growth 1996 to 2001: 34.2%
Age Groups	0-4 Years: 7,140 8.5% 5-9 Years: 7,600 9.0% 10-14 Years: 6,835 8.1% 15-24 Years: 10,560 12.5% 25-44 Years: 32,020 38.0% 45-64 Years: 16,350 19.4% 65+ Years: 3,720 4.4%

Immigrants	<p>Total Population: 30,270 36.0%</p> <p>By Selected Places of Birth (Top 3)</p> <ol style="list-style-type: none"> 1. India: 2,980 9.8% 2. United Kingdom: 2,960 9.8% 3. Poland: 2,410 8.0%
Visible Minorities	<p>Total Population: 26,570 31.6%</p> <p>By Visible Minority Group (Top 3)</p> <ol style="list-style-type: none"> 1. South Asian: 9,495 11.3% 2. Black: 5,665 6.7% 3. Chinese: 2,885 3.4%
Language (Mother Tongue)	<p>English: 57,395 68.3%</p> <p>French: 1,545 1.8%</p> <p>Non-Official Languages: 23,545 28.0%</p> <p>Top 5 Non-Official Languages: Polish, Chinese, Portuguese, Punjabi and Urdu.</p>
Religion (Top 3)	<ol style="list-style-type: none"> 1. Roman Catholic: 35,475 42.2% 2. United Church: 7,300 8.7% 3. Anglican: 6,795 8.1%

Statement of Rationale

This project was designed for Churches and small groups in Mississauga that are looking for change within our communities. Over the summer my summer project as the Community Research Coordinator at the Portico was to find the major needs of Mississauga. I explored nine different regions in Mississauga including Clarkson, Cooksville, Creditview, Erin Mills, Hurontario, Malton, Meadowvale, Port Credit and Streetsville, and conducted interviews to find the five major unmet needs of each community. I attempted to speak with as many people under as many different circumstances as possible to get many different responses. I then compared all the answers I received to come up with the five major needs of each community. These needs are meant to be looked over by Small Groups or churches looking to help their communities and attempt to meet these unmet needs. If you have any questions concerning this report please contact me at jblack@theportico.ca

Five Major Needs

6. East Indian Community

- The amount of East Indian families in the Meadowvale community over the past number of years. From 1996 to 2001 the number of people rose from 4,210 to 9,495. This shows that the East Indian people of Meadowvale play a major role. Unfortunately, according to Officer Burne of the Peel 11 Division, these families haven't been able to connect with the community. He says that like the Chinese community in Streetsville, the East Indian people of Meadowvale prefer to stay within their own community. It would very beneficial to the Meadowvale community to help the East Indians people connect with the rest of the Community.

Opportunities –

- Neighbor to Neighbor relationships, making one on one attempts to involve these families in the community as much as possible.
- Neighborhood events such as block parties or picnics are a great way to get everyone in the neighborhood involved communally. These parties or picnics can be small group supported, or can even

reach a much larger scale and be supported by multiple small groups or churches.

7. The Youth of Meadowvale

- Meadowvale is a very young Community. In fact, only 24.7% of Meadowvale is above the age of 45. 20.6% of this community is between the ages of 10-24, making up a large portion of the population. These teenagers, according to Officer Burne, do not have much to do at all in the Meadowvale area. Although the Dam is in Meadowvale, Burne says that the youth center is mostly used by youth in between the ages of 15-18. This leaves the rest, youth 10-14 and 19-24 to find things to do around the community without getting in trouble. These youth need things to do, so that

Opportunities –

- Possibly start a youth center in Meadowvale for Youth besides the Youth already being cared for at the Dam or Square One Youth Center and ask for possible ways to get a center started. Both these ministries are already successful, so any information they could give can be useful.
- Talk to the Principals of middle schools in Meadowvale (Millers Grove, Edenwood, Lisgar etc.) about setting up different Youth Drop Ins within schools, where teenagers can go after school and be connected and have something to do.
- Officer Burne suggested encouragement to join team sports would aid the youth of Meadowvale immensely, so volunteering to coach and facilitate a team sport (Baseball, Basketball, Soccer Etc.) and encourage youth within your community to join.

8. Unemployed Youth in Meadowvale

- Because Meadowvale is so young, as stated in the previous need, there is a need for Employment for youth between the ages of 15-18. Officer Burne of Meadowvale talks about how one of the reasons Youth get into trouble is because there is a lack of employment and lack of things to do. These youth are not starting to work until later in life and therefore not being able to raise an appropriate amount of money to get themselves to College. Burne

says that students come into the police station often wondering where they might be able to find a job. There are no unemployment offices within Meadowvale, making it difficult for these Youth to get to other offices in Mississauga.

Opportunities –

- Aid these youth with finding jobs. A local bulletin board with job postings for Youth could be a very good possibility.
- Another option could be a local community website for job postings, which can be viewed anywhere, but facilitated through the local Meadowvale public library in Meadowvale Town Center.
- If these Youth cannot find a job locally and must go to an unemployment office elsewhere in Mississauga, Transportation could be a big help to these students. If they cannot find a job in their community, aiding to have them transported to their place of work can also be very helpful.

9. Community Based Needs

- During my research time I visited the Dam Youth Drop-In center in Meadowvale and spoke to Philip, a staff member there. When I asked him what he thought the major needs in Meadowvale were, he stressed Community Based needs. He suggested that in Meadowvale, residents don't have very much community awareness, and they don't know what's going on around them. Because there is so much diversity within the community, strong communal ties are strongly needed.

Opportunities –

- A suggestion from Phillip was to host different community events to try and get different cultures and age groups to interact with each other, so that they become more aware of the people they are surrounded by. These events can range from BBQs to Sporting events within the community. Good people to contact would be local churches in Meadowvale and the City of Mississauga.

Directory of Existing Ministry Opportunities²

Name of Ministry Opportunity	Description	Contact Info
The Dam Youth Drop-in		905-826-6558 www.thedam.org
Ontario Ministry of Children and Youth Services		905-567-7177
Community Living Mississauga		905-542-2694 www.clmiss.on.ca
Peel Counselling and Consulting Services		905-567-8858 www.pccs.ca
Bereaved Families of Ontario		905-813-4337 www.bereavedfamilies.ca
Peel Halton Dufferin Adult Learning Network		905-812-3533 www.phdaln.on.ca
Meadowvale Seniors Social Club		905-821-3330
Peel Social Services Department, Ontario works in Peel		905-793-9200 www.region.peel.on.ca
Eden Food Bank		905-824-5578 www.edenfoodbank.org

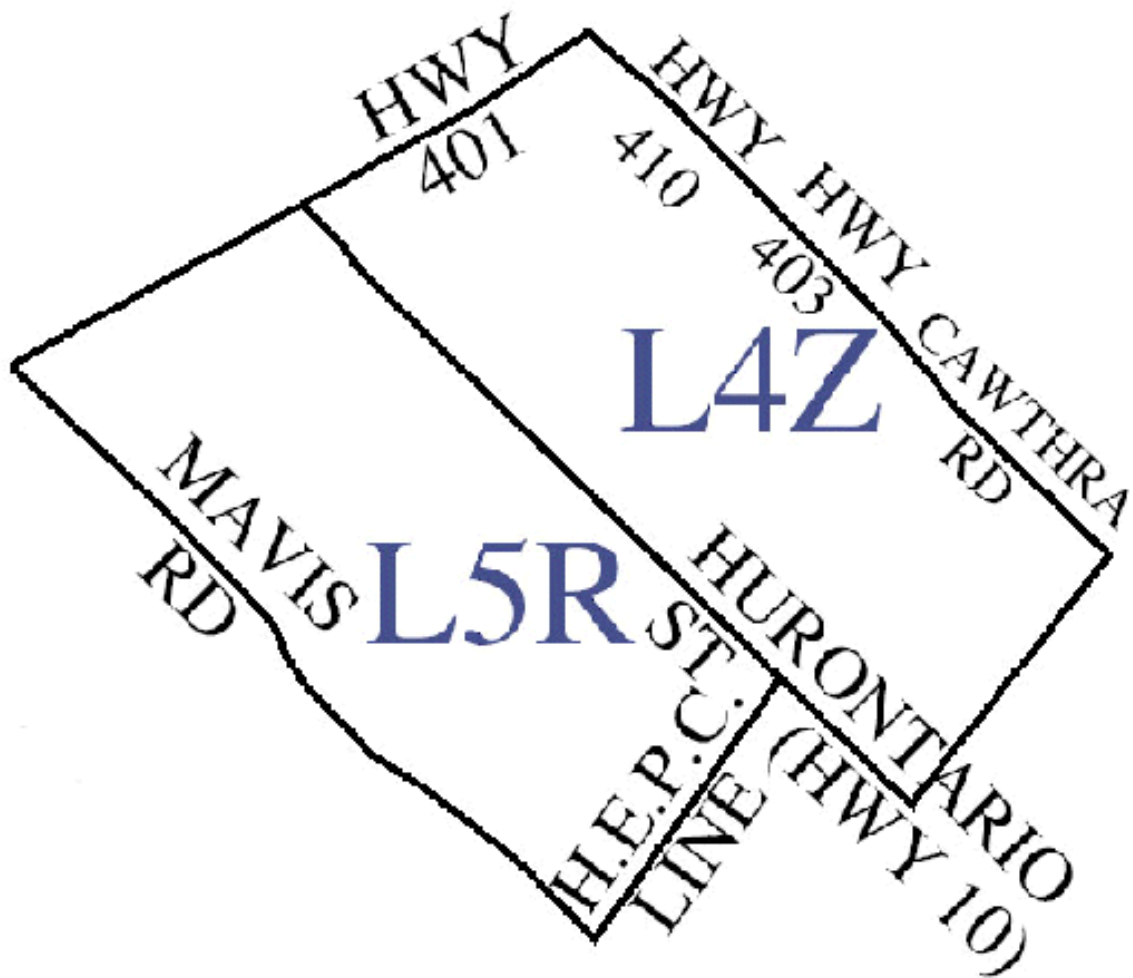
² *Churches in Green

*Christian Ministries in Blue

*Non Christian Ministries in Red

Jewels For Jesus Mission Inc.		905-821-6320 www.jewelsforjesus.net
Eden United Church Meadowvale		905-824-5578 www.edenunitedchurch.com
Cross of Life Lutheran Church		905-785-6765 www.crossoflife.net
Meadowvale Bible Baptist Church		905-826-4114
Grace Community Church		905-821-6328
Meadowvale Lutheran Church		905-821-2751
White Oak Presyterian Church		905-821-2753

Hurontario (L4Z, L5R)



Report on major needs with directory of organizations and existing ministry opportunities.

Highlights of Hurontario (Statistics)

Marital Status	Single: 15,580 31.7% Married: 28,310 57.7% Widowed: 1,730 3.5% Divorced or Separated: 3,470 7.1%
Families	Couple Families: 14,660 85.6% Lone-Parent Families: 2,455 14.3%
Population Living Alone	Individuals Living Alone: 2,570 4.1% Seniors Living Alone: 405 10.0%
Home Ownership	Owned Dwellings: 14,565 77.3% Rented Dwellings: 4,280 22.7%
Type of Housing	Single-detached: 8,150 43.4% Apartments 5+ Storeys: 4,725 25.2% Other: 5,910 31.5%
Education	(Persons aged 20 years and above) Less than Grade 9: 3,915 8.8% Grades 9-13: 10,560 23.8% Trades with Cert/Diploma: 3,950 8.9% Community College: 10,460 23.6% University: 15,465 34.9% Without degree: 4,255 9.6% With Bachelor's degree or higher: 11,200 25.3%
Employment	(Persons aged 15 years and above) Labour Force Participation Rate: 36,485 74.4% Unemployment Rate: 2,025 5.6%
Income (2000)	Average Family Income: \$72,453 Low-income Families (#): 1,860 11.6%
Population	Male: 30,660 49.1% Female: 31,880 50.9% Total Population: 62,460 Population Growth 1996 to 2001: 18.4%
Age Groups	0-4 Years: 3,940 6.3% 5-9 Years: 4,755 7.6% 10-14 Years: 4,690 7.5% 15-24 Years: 9,320 14.9% 25-44 Years: 21,610 34.6% 45-64 Years: 14,205 22.7% 65+ Years: 3,940 6.3%
Immigrants	Total Population: 35,205 56.3% By Selected Places of Birth (Top 3) 1. India: 4,610 13.1%

	<p>2. Philippines: 2,885 8.2%</p> <p>3. Poland: 2,625 7.5%</p>
Visible Minorities	<p>Total Population: 34,310 54.9%</p> <p>By Visible Minority Group (Top 3)</p> <p>1. South Asian: 12,625 20.2%</p> <p>2. Chinese: 5,765 9.2%</p> <p>3. Black: 4,575 7.3%</p>
Language (Mother Tongue)	<p>English: 27,360 43.8%</p> <p>French: 595 1.0%</p> <p>Non-Official Languages: 32,370 52.4%</p> <p>Top 5 Non-Official Languages: Chinese, Polish, Punjabi, Portuguese, and Italian.</p>
Religion (Top 3)	<p>1. Roman Catholic: 27,210 43.5%</p> <p>2. Muslim: 5,565 8.9%</p> <p>3. Hindu: 4,060 6.5%</p>

Statement of Rationale

This project was designed for Churches and small groups in Mississauga that are looking for change within our communities. Over the summer my summer project as the Community Research Coordinator at the Portico was to find the major needs of Mississauga. I explored nine different regions in Mississauga including Clarkson, Cooksville, Creditview, Erin Mills, Hurontario, Malton, Meadowvale, Port Credit and Streetsville, and conducted interviews to find the five major unmet needs of each community. I attempted to speak with as many people under as many different circumstances as possible to get many different responses. I then compared all the answers I received to come up with the five major needs of each community. These needs are meant to be looked over by Small Groups or churches looking to help their communities and attempt to meet these unmet needs. If you have any questions concerning this report please contact me at jblack@theportico.ca

Five Major Needs

10. Transportation for Young Families

- 56.3% of the people in the Hurontario area are immigrants from other countries around the World, in fact 20.2% are immigrants from the country of India. According to Ruth Stagg, most of these families that have immigrated to Canada have young families and have taken much worse jobs than they had in their home countries. The average income of the Hurontario is actually \$8,000 less than that of Mississauga, which shows that these families cannot afford cars. Ruth also talks about how these immigrant families having major difficulty trying to take buses to different events such as Sunday morning church.

Opportunities –

- Ruth suggests trying to put together different transportation groups with pockets of transportation arrangements over the area of Hurontario, so that these families don't have to deal with the difficulties of taking public transportation.

11. Better Employment for Immigrants

12. Better Sense of Community for Immigrants

Directory of Existing Ministry Opportunities³

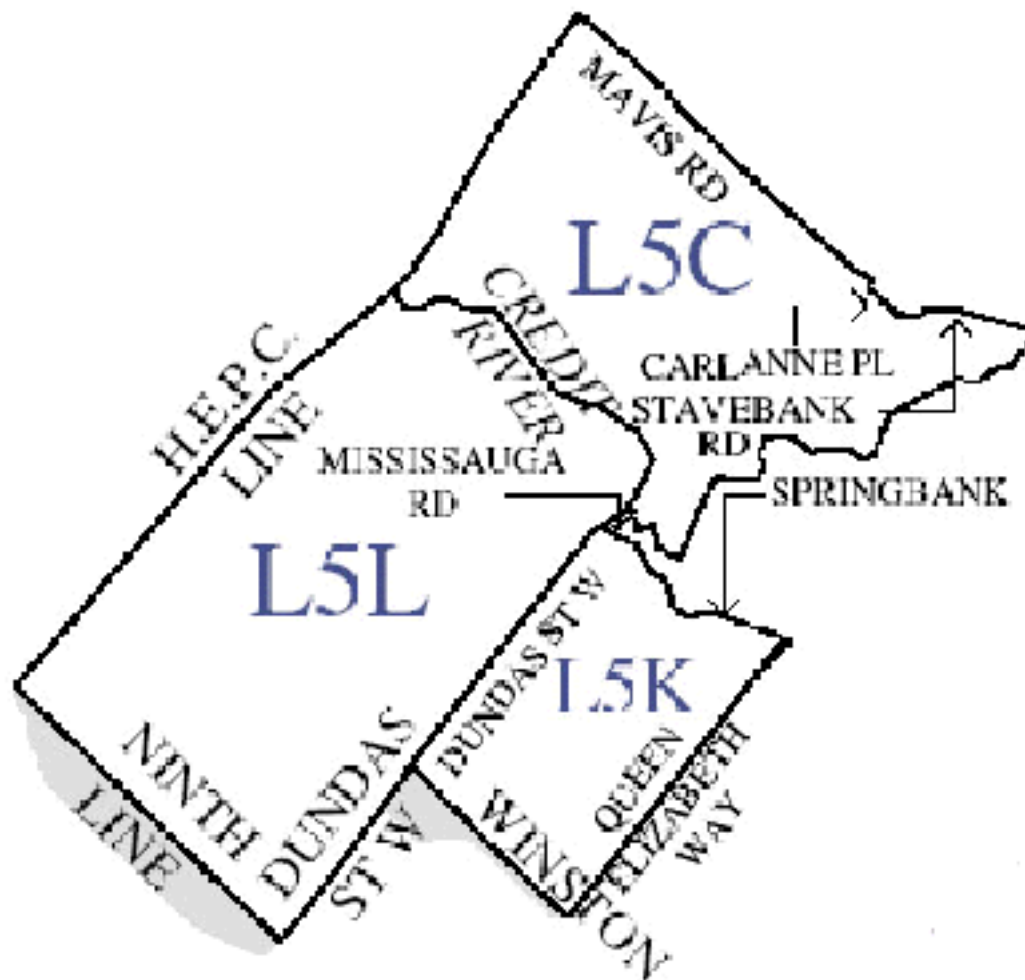
Name of Ministry Opportunity	Description	Contact Info
Associated Youth Services of Peel		905-890-5222
PLASP Child Care Services		905-890-1711 www.plasp.com
Peel Partners for a Drug-Free Community		905-629-2136 www.peelpartners.com
Bayshore Health Care		905-896-0200 www.bayshore.com
Center for Addiction and Mental Health		416-535-8501
Coalition for Persons with Disabilities		905-755-9157 www.disabilityaccess.org
Saint Elizabeth Health Care		905-275-2956 www.saintelizabeth.com

³ *Churches in Green

*Christian Ministries in Blue

*Non Christian Ministries in Red

Erin Mills/Erindale (L5C, L5K, L5L)



Report on major needs with directory of organizations and existing ministry opportunities.

Highlights of Erin Mills (Statistics)

Marital Status	Single: 23,395 31.2% Married: 42,590 56.7% Widowed: 2,070 2.8% Divorced or Separated: 7,025 9.4%
Families	Couple Families: 22,425 85.3% Lone-Parent Families: 3,860 14.7%
Population Living Alone	Individuals Living Alone: 3,565 3.8% Seniors Living Alone: 1,095 15.0%
Home Ownership	Owned Dwellings: 21,895 75.3% Rented Dwellings: 7,200 24.8%
Type of Housing	Single-detached: 14,095 48.6% Apartments 5+ Storeys: 5,060 17.4% Other: 9,855 34.0%
Education	(Persons aged 20 years and above) Less than Grade 9: 3,540 5.3% Grades 9-13: 16,685 25.0% Trades with Cert/Diploma: 5,815 8.7% Community College: 16,435 24.6% University: 24,245 36.3% Without degree: 6,865 10.3% With Bachelor's degree or higher: 17,375 26.0%
Employment	(Persons aged 15 years and above) Labour Force Participation Rate: 54,810 73.3% Unemployment Rate: 2,955 5.4%
Income (2000)	Average Family Income: \$90,017 Low-income Families (#): 2,530 10.1%
Population	Male: 46,775 49.3% Female: 48,180 50.7% Total Population: 94,955 Population Growth 1996 to 2001: 1.2%
Age Groups	0-4 Years: 5,325 5.6% 5-9 Years: 6,950 7.3% 10-14 Years: 7,610 8.0% 15-24 Years: 15,220 16.0% 25-44 Years: 27,410 28.9% 45-64 Years: 24,810 26.1% 65+ Years: 7,630 8.0%
Immigrants	Total Population: 40,150 42.4% By Selected Places of Birth (Top 3)

	<ul style="list-style-type: none"> 1. India: 3,490 8.7% 2. United Kingdom: 3,475 8.7% 3. Poland: 3,430 8.5%
Visible Minorities	<p>Total Population: 34,595 36.5%</p> <p>By Visible Minority Group (Top 3)</p> <ul style="list-style-type: none"> 1. South Asian: 11,840 12.5% 2. Black: 5,375 5.7% 3. Chinese: 5,040 5.3%
Language (Mother Tongue)	<p>English: 57,245 60.4%</p> <p>French: 1,505 1.6%</p> <p>Non-Official Languages: 34,185 36.1%</p> <p>Top 5 Non-Official Languages: Polish, Chinese, Urdu, Tagalog, Portuguese.</p>
Religion (Top 3)	<ul style="list-style-type: none"> 1. Roman Catholic: 38,050 40.1% 2. United Church: 7,450 7.9% 3. Muslim: 7,210 7.6%

Statement of Rationale

This project was designed for Churches and small groups in Mississauga that are looking for change within our communities. Over the summer my summer project as the Community Research Coordinator at the Portico was to find the major needs of Mississauga. I explored nine different regions in Mississauga including Clarkson, Cooksville, Creditview, Erin Mills, Hurontario, Malton, Meadowvale, Port Credit and Streetsville, and conducted interviews to find the five major unmet needs of each community. I attempted to speak with as many people under as many different circumstances as possible to get many different responses. I then compared all the answers I received to come up with the five major needs of each community. These needs are meant to be looked over by Small Groups or churches looking to help their communities and attempt to meet these unmet needs. If you have any questions concerning this report please contact me at jblack@theportico.ca

Five Major Needs

13. Food Banks within the Erin Mills/Erindale Community

- Dorothy Cook from Erindale Bible Chapel discussed the need for a food bank within the Erindale/Erin Mills that operates five days a week. Although Erin Mills doesn't seem like they have many families in need, many new immigrant families cannot afford to buy food every week for their children.

Opportunities –

- Start a foodbank within this area that runs five days a week. Eden Food Bank is a successful food bank within Mississauga that can be contacted for helpful tips on how to start a food bank.
- Transportation systems from the Erindale/Erin Mills area to different food banks within Mississauga would be very helpful.

14. Low Cost Housing for Single Older Males

15. ESL Classes for New Canadians

Directory of Existing Ministry Opportunities⁴

Name of Ministry Opportunity	Description	Contact Info
Erin Mills Youth Outreach Program		905-820-9466
Family Day Care Services		905-564-5100 www.familydaycare.com
Peel Children Services Division		905-791-1585
Region of Peel - Transhelp		905-791-1015
Volunteer Centre of Peel		905-306-0668 www.volunteerpeel.com
Merge Counseling and Education Services		905-855-8028 www.merge-counseling.com
Canadian National Institute for the Blind		905-275-5332 www.cnib.ca
Erinoak Serving Young People with Physical Disabilities		905-820-7111 www.erinoak.org
Credit Valley Seniors Club		905-615-4770
Erin Mills Nursing Home		905-823-6700

⁴ *Churches in Green

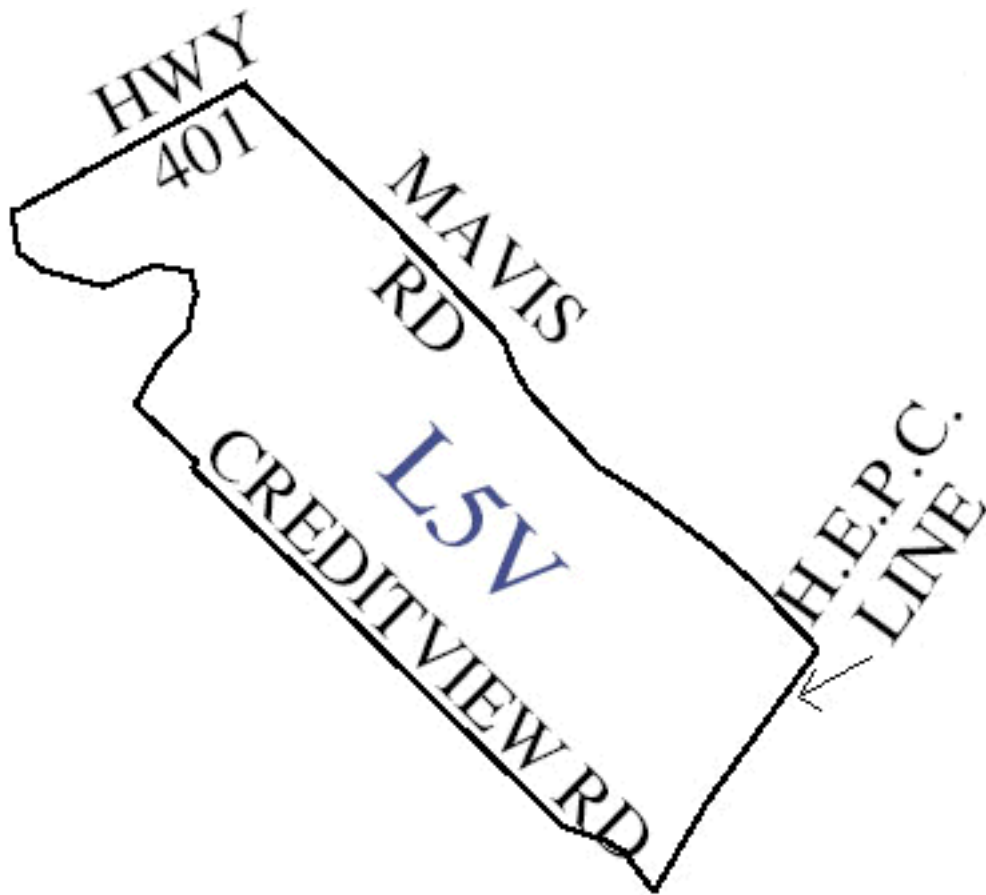
*Christian Ministries in Blue

*Non Christian Ministries in Red

		www.chartwellcare.com
Ontario Residential Care Association	1-800-361-7254	1-800-361-7254 www.orcahomes.com
The Wenleigh Long Term Care Facility		905-822-4663 www.regencycare.ca
Chinese Association of Mississauga		905-275-8558
Salvation Army, Mavis Road Shelter		905-848-0515
Erin Mills United Church		905-820-9466 www.emuc.ca
Glenbrook Presbyterian Church		905-820-9860
Erin Mills Baptist Church		905-820-7777
Unity Church of Mississauga		905-608-9310
Hosanna Evangelical Free Church		905-820-8996
St. Peter's Anglican Church		905-828-2095 www.stpeterserindale.org
Christ Out King Lutheran Church		905-822-8931 www.christourking.ca
Sheridan Park Alliance Church		905-825-6520 www.sheridanpark.org
The Meeting House		905-287-7000 www.themeetinghouse.ca
Park Royal Bible Church		905-822-3691 www.parkroyalbible.com

Erindale United Church		905-277-3656 www.erindaleunited.org
Erindale Presbyterian		905-277-4564
Erindale Bible Chapel		905-277-4618 www.erindalebiblechapel.org
Westside Presbyterian Church		905-803-8800 www.westsidepc.net

Creditview (L5V)



Report on major needs with directory of organizations and existing ministry opportunities.

Highlights of Creditview (Statistics)

Marital Status	Single: 7,655 28.0% Married: 17,285 63.2% Widowed: 865 3.2% Divorced or Separated: 1,565 5.7%
Families	Couple Families: 8,800 88.3% Lone-Parent Families: 1,170 11.7%
Population Living Alone	Individuals Living Alone: 670 1.8% Seniors Living Alone: 50 2.8%
Home Ownership	Owned Dwellings: 8,455 85.2% Rented Dwellings: 1,470 14.8%
Type of Housing	Single-detached: 6,375 63.8% Row Houses: 1,820 18.2% Other: 1,790 17.9%
Education	(Persons aged 20 years and above) Less than Grade 9: 1,860 7.6% Grades 9-13: 5,720 23.4% Trades with Cert/Diploma: 1,875 7.7% Community College: 5,475 22.4% University: 9,515 38.9% Without degree: 2,415 9.9% With Bachelor's degree or higher: 7,100 29.1%
Employment	(Persons aged 15 years and above) Labour Force Participation Rate: 20,140 74.2% Unemployment Rate: 940 4.7%
Income (2000)	Average Family Income: \$76,668 Low-income Families (#): 1,080 11.8%
Population	Male: 18,355 49.4% Female: 18,780 50.6% Total Population: 37,135 Population Growth 1996 to 2001: 71.9%
Age Groups	0-4 Years: 3,070 8.3% 5-9 Years: 3,615 9.7% 10-14 Years: 3,080 8.3% 15-24 Years: 5,050 13.6% 25-44 Years: 13,540 36.5% 45-64 Years: 6,945 18.7% 65+ Years: 1,835 4.9%

Immigrants	<p>Total Population: 20,940 56.8%</p> <p>By Selected Places of Birth (Top 3)</p> <ol style="list-style-type: none"> 1. India: 2,830 13.5% 2. Hong Kong: 2,025 9.7% 3. Philippines: 1,640 7.8%
Visible Minorities	<p>Total Population: 22,410 60.8%</p> <p>By Visible Minority Group (Top 3)</p> <ol style="list-style-type: none"> 1. South Asian: 7,500 20.3% 2. Chinese: 5,630 15.3% 3. Black: 2,765 7.5%
Language (Mother Tongue)	<p>English: 15,600 42.3%</p> <p>French: 285 0.8%</p> <p>Non-Official Languages: 19,675 53.3%</p> <p>Top 5 Non-Official Languages: Chinese, Punjabi, Portuguese, Polish, and Tagalog.</p>
Religion (Top 3)	<ol style="list-style-type: none"> 1. Roman Catholic: 15,710 42.6% 2. Muslim: 2,985 8.1% 3. Sikh: 2,225 6.0%

Statement of Rationale

This project was designed for Churches and small groups in Mississauga that are looking for change within our communities. Over the summer my summer project as the Community Research Coordinator at the Portico was to find the major needs of Mississauga. I explored nine different regions in Mississauga including Clarkson, Cooksville, Creditview, Erin Mills, Hurontario, Malton, Meadowvale, Port Credit and Streetsville, and conducted interviews to find the five major unmet needs of each community. I attempted to speak with as many people under as many different circumstances as possible to get many different responses. I then compared all the answers I received to come up with the five major needs of each community. These needs are meant to be looked over by Small Groups or churches looking to help their communities and attempt to meet these unmet needs. If you have any questions concerning this report please contact me at jblack@theportico.ca

Five Major Needs

Directory of Existing Ministry Opportunities⁵

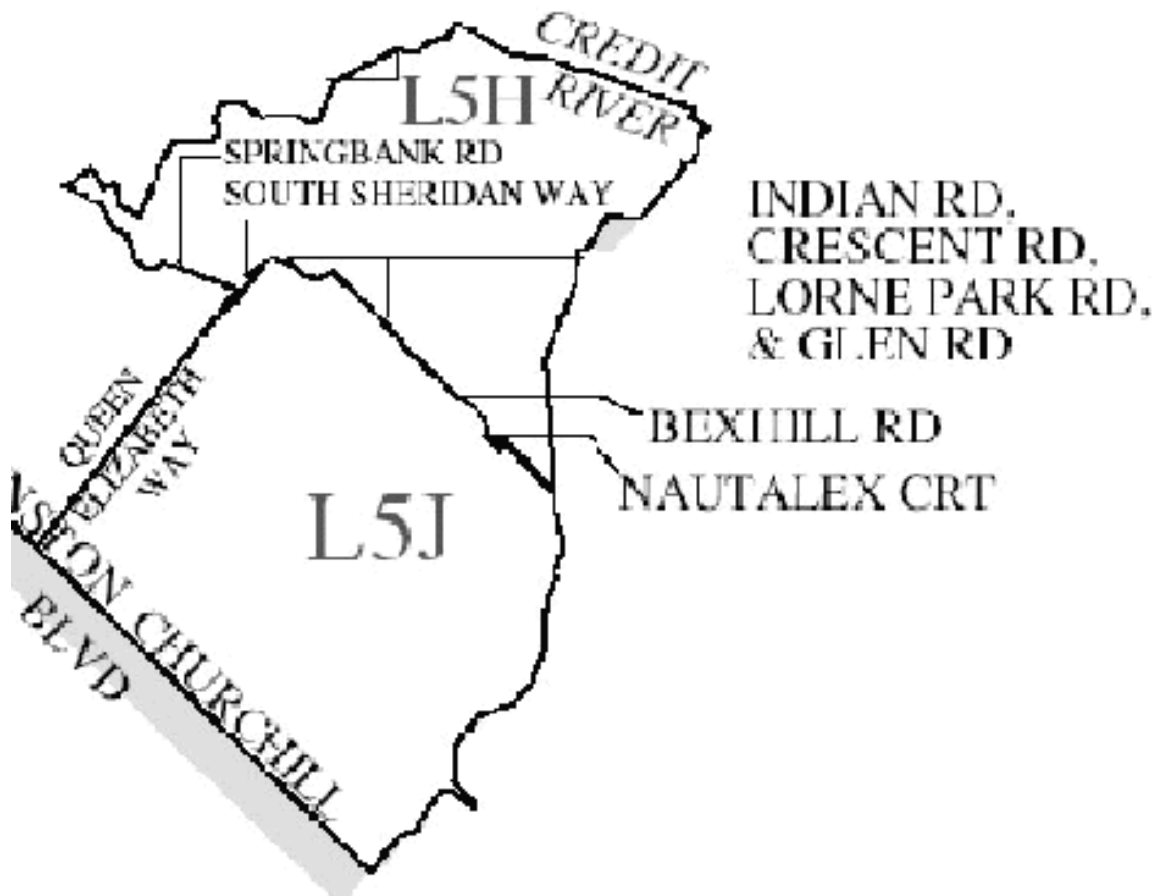
Name of Ministry Opportunity	Description	Contact Info
Yee Hong Center		905-568-0333 www.yeehong.com
City Center Baptist Church		905-826-8581 www.citycenterbaptist.ca
Chinese Presbyterian Church		905-819-4487
Daystar Worship Ministries		905-821-4286
St. Joseph Church		905-826-2766

⁵ *Churches in Green

*Christian Ministries in Blue

*Non Christian Ministries in Red

Clarkson (L5H, L5J)



Report on major needs with directory of organizations and existing ministry opportunities.

Highlights of Clarkson (Statistics)

Marital Status	Single: 10,890 29.2% Married: 20,860 56.0% Widowed: 2,020 5.4% Divorced or Separated: 3,500 9.4%
Families	Couple Families: 22,425 85.3% Lone-Parent Families: 3,860 14.7%
Population Living Alone	Individuals Living Alone: 2,885 6.3% Seniors Living Alone: 990 19.1%
Home Ownership	Owned Dwellings: 12,305 76.7% Rented Dwellings: 3,740 23.3%
Type of Housing	Single-detached: 8,240 51.2% Apartments 5+ Storeys: 2,365 14.7% Other: 5,475 34.1%
Education	(Persons aged 20 years and above) Less than Grade 9: 1,335 4.0% Grades 9-13: 9,150 27.3% Trades with Cert/Diploma: 2,920 8.7% Community College: 8,315 24.8% University: 11,810 35.2% Without degree: 2,950 8.8% With Bachelor's degree or higher: 8,860 26.4%
Employment	(Persons aged 15 years and above) Labour Force Participation Rate: 26,395 71.5% Unemployment Rate: 1,355 5.1%
Income (2000)	Average Family Income: \$117,550 Low-income Families (#): 885 6.9%
Population	Male: 22,780 49.1% Female: 23,595 50.9% Total Population: 46,375 Population Growth 1996 to 2001: 0.5%
Age Groups	0-4 Years: 2,565 5.5% 5-9 Years: 3,150 6.8% 10-14 Years: 3,395 7.3% 15-24 Years: 6,125 13.2% 25-44 Years: 13,595 29.3% 45-64 Years: 11,975 25.8% 65+ Years: 5,570 12.0%

Immigrants	<p>Total Population: 15,025 32.6%</p> <p>By Selected Places of Birth (Top 3)</p> <ol style="list-style-type: none"> 1. United Kingdom: 2,370 15.8% 2. Poland: 1,765 11.7% 3. Philippines: 620 4.1%
Visible Minorities	<p>Total Population: 8,600 18.7%</p> <p>By Visible Minority Group (Top 3)</p> <ol style="list-style-type: none"> 1. South Asian: 2,160 4.7% 2. Black: 2,030 4.4% 3. Chinese: 1,025 2.2%
Language (Mother Tongue)	<p>English: 33,825 72.3%</p> <p>French: 620 1.3%</p> <p>Non-Official Languages: 11,280 24.5%</p> <p>Top 5 Non-Official Languages: Polish, Portuguese, Spanish, Italian, German.</p>
Religion (Top 3)	<ol style="list-style-type: none"> 1. Roman Catholic: 16,710 36.3% 2. United Church: 5,780 12.6% 3. Anglican: 4,820 10.5%

Statement of Rationale

This project was designed for Churches and small groups in Mississauga that are looking for change within our communities. Over the summer my summer project as the Community Research Coordinator at the Portico was to find the major needs of Mississauga. I explored nine different regions in Mississauga including Clarkson, Cooksville, Creditview, Erin Mills, Hurontario, Malton, Meadowvale, Port Credit and Streetsville, and conducted interviews to find the five major unmet needs of each community. I attempted to speak with as many people under as many different circumstances as possible to get many different responses. I then compared all the answers I received to come up with the five major needs of each community. These needs are meant to be looked over by Small Groups or churches looking to help their communities and attempt to meet these unmet needs. If you have any questions concerning this report please contact me at jblack@theportico.ca

Five Major Needs

Directory of Existing Ministry Opportunities⁶

Name of Ministry Opportunity	Description	Contact Info
People in Trouble with people in Trouble		905-278-3714
The Regency Retirement Home		905-891-2422 www.alertcare.com
Armagh		905-855-0299
Lorne Park Baptist Church		905-278-7833 www.lpbc.ca
St. Paul's Anglican Church		905-278-4765
First United Church		905-278-3714
Chartwell Baptist Church		905-855-5001 www.chartwellchurch.org
Park Royal Bible Church		905-822-3691
Sheridan United Church		905-822-9001 www.sheridanunited.ca
Clarkson Road		905-822-8911

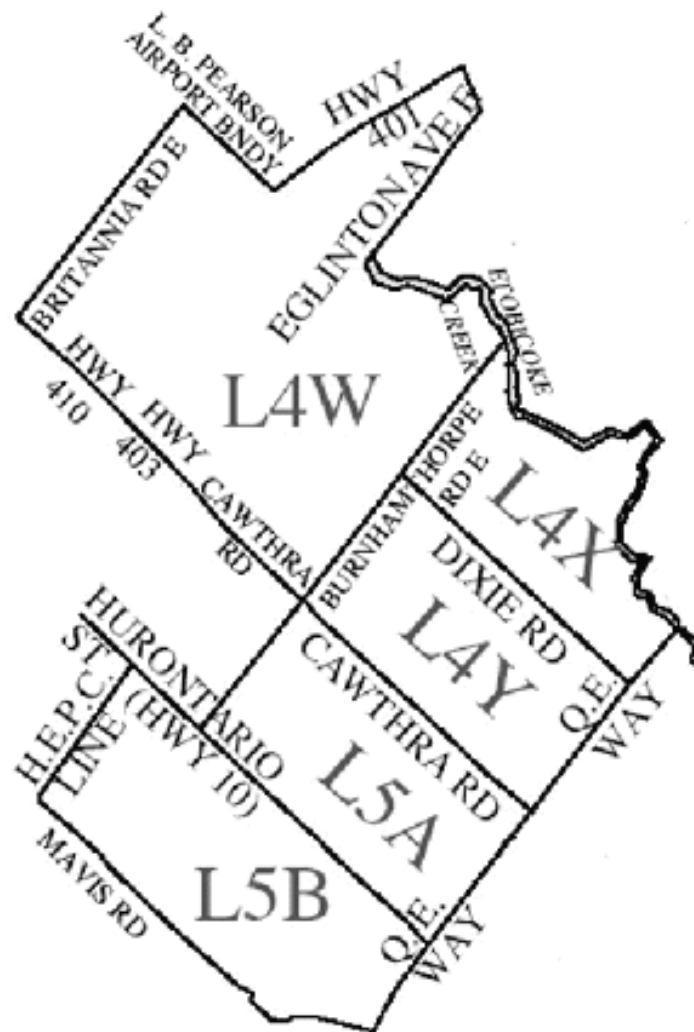
⁶ *Churches in Green

*Christian Ministries in Blue

*Non Christian Ministries in Red

Presbyterian Church		
Good News Assembly of God		905-855-7636 www.goodnewsassemblyofgod.com

Cooksville (L4W, L4X, L5Y, L5A, L5B)



Report on major needs with directory of organizations and existing ministry opportunities.

Highlights of Cooksville (Statistics)

Marital Status	Single: 40,445 31.2% Married: 69,845 54.0% Widowed: 7,500 5.8% Divorced or Separated: 11,645 9.0%
Families	Couple Families: 37,160 83.9% Lone-Parent Families: 7,145 16.1%
Population Living Alone	Individuals Living Alone: 11,240 7.1% Seniors Living Alone: 3,420 20.2%
Home Ownership	Owned Dwellings: 31,685 57.7% Rented Dwellings: 23,215 42.3%
Type of Housing	Single-detached: 16,255 29.6% Apartments 5+ Storeys: 26,640 48.6% Other: 11,960 21.8%
Education	(Persons aged 20 years and above) Less than Grade 9: 10,960 9.3% Grades 9-13: 33,225 28.2% Trades with Cert/Diploma: 10,370 8.8% Community College: 26,405 22.4% University: 36,945 31.3% Without degree: 10,695 9.1% With Bachelor's degree or higher: 26,235 22.3%
Employment	(Persons aged 15 years and above) Labour Force Participation Rate: 89,055 69.4% Unemployment Rate: 5,190 5.8%
Income (2000)	Average Family Income: \$69,267 Low-income Families (#): 6,135 14.5%
Population	Male: 77,750 49.1% Female: 80,760 50.9% Total Population: 158,510 Population Growth 1996 to 2001: 2.7%
Age Groups	0-4 Years: 9,285 5.9% 5-9 Years: 9,965 6.3% 10-14 Years: 9,830 6.2% 15-24 Years: 21,425 13.5% 25-44 Years: 52,235 33.0% 45-64 Years: 37,690 23.8% 65+ Years: 18,080 11.4%

Immigrants	<p>Total Population: 84,420 53.6%</p> <p>By Selected Places of Birth (Top 3)</p> <ol style="list-style-type: none"> 1. Poland: 9,760 11.6% 2. Philippines: 6,235 7.4% 3. India: 6,195 7.3%
Visible Minorities	<p>Total Population: 63,125 40.1%</p> <p>By Visible Minority Group (Top 3)</p> <ol style="list-style-type: none"> 1. South Asian: 20,335 12.9% 2. Chinese: 9,035 5.7% 3. Filipino: 7,975 5.1%
Language (Mother Tongue)	<p>English: 70,425 44.7%</p> <p>French: 1,820 1.2%</p> <p>Non-Official Languages: 80,935 51.4%</p> <p>Top 5 Non-Official Languages: Polish, Chinese, Portuguese, Italian, and Arabic.</p>
Religion (Top 3)	<ol style="list-style-type: none"> 1. Roman Catholic: 70,530 44.8% 2. Muslim: 12,290 7.8% 3. Hindu: 8,200 5.2%

Statement of Rationale

This project was designed for Churches and small groups in Mississauga that are looking for change within our communities. Over the summer my summer project as the Community Research Coordinator at the Portico was to find the major needs of Mississauga. I explored nine different regions in Mississauga including Clarkson, Cooksville, Creditview, Erin Mills, Hurontario, Malton, Meadowvale, Port Credit and Streetsville, and conducted interviews to find the five major unmet needs of each community. I attempted to speak with as many people under as many different circumstances as possible to get many different responses. I then compared all the answers I received to come up with the five major needs of each community. These needs are meant to be looked over by Small Groups or churches looking to help their communities and attempt to meet these unmet needs. If you have any questions concerning this report please contact me at jblack@theportico.ca

Five Major Needs

Directory of Existing Ministry Opportunities⁷

Name of Ministry Opportunity	Description	Contact Info
Operation Spring Board		905-804-1975 www.operationspringboard.on.ca
Our Place		905-238-1383 www.ourplacepeel.org
Positive Space		905-791-7800 www.positivespacepeel.org
Square One Youth Center		www.squareoneyouth.on.ca
Canadian Spectrum Multicultural Community Group		905-890-8588
Dixie Bloor Neighbourhood Center		905-629-1873 www.dixiebloor.ca
Mississauga Community Services Department		905-896-5000
Mississauga Crime Prevention Association		905-803-8118 www.mcpa.on.ca
On Our Own Self Help		905-677-5890

⁷ *Churches in Green

*Christian Ministries in Blue

*Non Christian Ministries in Red

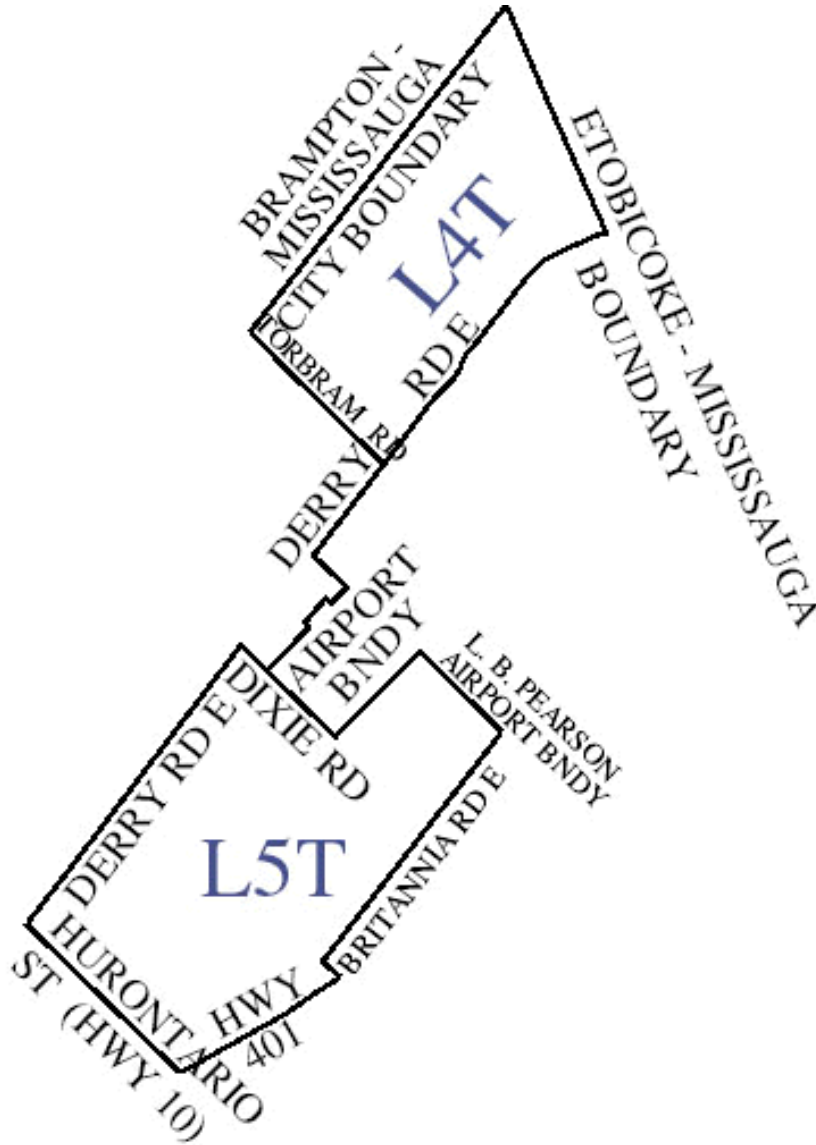
Peel Committee Against Women Abuse		905-282-9792
Peel Committee on Sexual Assault		905-273-4100 www.sexualassault-peel.com
Sexual Assault/Rape Crisis Center of Peel		905-273-3337
YMCA Of Greater Toronto		905-897-9622
Catholic Family Services of Peel- Dufferin		905-897-1644 www.cfspd.com
Family Association for Mental Health Everywhere		905-276-8316
Family Services of Peel		905-270-2250 www.fspeel.org
Hospice of Peel		905-712-8119 www.hospiceofpeel.com
Mississauga Parent Child Resource Center		905-286-4455 www.parentchildrenresource-mississauga.com
Parents Without Partners Inc.		905-238-5789
Salvation Army Family Services		905-279-3941
Trillium Health Center		905-848-7100 www.trilliumhealthcenter.org
Language Instruction for Newcomers to Canada		905-270-6000 www.lincpeelhalton.com
Peel Adult Learning Center		905-306-0577

		www.peeladultlearningcenter.com
Carefirst Seniors & Community Services Association		905-270-9988
Cawthra Gardens Long Term Care Community		905-306-9984
Learn And Live Friendship Club		905-625-7687
Mississauga Valley Seniors		905-270-4014
Seniors Life Enhancement Centers		905-279-9416
Tyndall Nursing Homes		905-624-1511 www.tyndalstates.net
Inter-Cultural Neighbourhood Social Services		905-273-4884 www.icinss.ca
Toronto Chinese Community Services		905-615-9500
Distress Center Peel		905-278-7055 www.distresscenterpeel.com
Foodpath		905-270-5589 www.foodpath.org
The Open Door		905-276-9136
United Way of Peel Region		905-602-3650 www.unitedwaypeel.org
Ontario Ministry of Community Safety & Correctional Services		905-279-7600

Mississauga City Baptist Church		905-275-2189 www.mcbbc.on.ca
Middle East Baptist Church		905-949-4447 www.mebc.org
Dixie Presbyterian Church		905-277-1620
St.Hilary's Anglican Church		905-279-2304
Peace Lutheran Church Mississauga		905-273-3024
Westside Presbyterian Church		905-803-8800 www.westsidepc.net
Cooksville United Church		905-277-2338
Hope Assembly		905-276-6152
Mississauga Chinese Baptist Church		905-238-9121 www.mcbccanada.com
Dixie Baptist Church		905-629-4473
Bloordale United Church		416-621-1710
Church of the Holy Spirit		905-625-6650 www.holyspiritchurch.ca
Logos Christian Family Center		905-625-9261
St. John's Anglican Church		905-277-0462
St. Patrick's Church Mississauga		905-270-2301 www.stpatrickparish.ca

Kingdom Covenant International		905-566-1084 www.kingdomcovenant.ca
-----------------------------------	--	--

Malton (L4T,L5T)



Report on major needs with directory of organizations and existing ministry opportunities.

Highlights of Malton (Statistics)

Marital Status	Single: 9,480 29.9% Married: 18,255 57.5% Widowed: 1,430 4.5% Divorced or Separated: 2,570 8.1%
Families	Couple Families: 9,260 81.1% Lone-Parent Families: 2,165 19.0%
Population Living Alone	Individuals Living Alone: 1,020 2.5% Seniors Living Alone: 340 10.0%
Home Ownership	Owned Dwellings: 7,220 65.5% Rented Dwellings: 3,800 34.5%
Type of Housing	Single-detached: 3,510 31.9% Semi-detached: 2,935 26.6% Other: 4,575 41.5%
Education	(Persons aged 20 years and above) Less than Grade 9: 4,515 15.7% Grades 9-13: 10,805 37.6% Trades with Cert/Diploma: 2,465 8.6% Community College: 5,875 20.4% University: 5,085 17.7% Without degree: 1,625 5.7% With Bachelor's degree or higher: 3,465 12.1%
Employment	(Persons aged 15 years and above) Labour Force Participation Rate: 21,850 69.3% Unemployment Rate: 1,430 6.5%
Income (2000)	Average Family Income: \$50,700 Low-income Families (#): 1,970 20.1%
Population	Male: 20,835 50.6% Female: 20,330 49.4% Total Population: 41,165 Population Growth 1996 to 2001: 5.2%
Age Groups	0-4 Years: 3,335 8.1% 5-9 Years: 3,230 7.8% 10-14 Years: 2,880 7.0% 15-24 Years: 6,100 14.8% 25-44 Years: 13,330 32.4% 45-64 Years: 8,975 21.8% 65+ Years: 3,315 8.1%

Immigrants	<p>Total Population: 24,230 58.9%</p> <p>By Selected Places of Birth (Top 3)</p> <ol style="list-style-type: none"> 1. India: 9,230 38.1% 2. Jamaica: 2,255 9.3% 3. Italy: 2,135 8.8%
Visible Minorities	<p>Total Population: 28,375 69.0%</p> <p>By Visible Minority Group (Top 3)</p> <ol style="list-style-type: none"> 1. South Asian: 17,670 42.9% 2. Black: 6,295 15.3% 3. Latin American: 695 1.7%
Language (Mother Tongue)	<p>English: 18,665 45.4%</p> <p>French: 275 0.7%</p> <p>Non-Official Languages: 21,055 51.2%</p> <p>Top 5 Non-Official Languages: Punjabi, Italian, Urdu, Gujarati, and Tamil.</p>
Religion (Top 3)	<ol style="list-style-type: none"> 1. Roman Catholic: 11,750 28.6% 2. Sikh: 10,260 24.9% 3. Hindu: 4,655 11.3%

Statement of Rationale

This project was designed for Churches and small groups in Mississauga that are looking for change within our communities. Over the summer my summer project as the Community Research Coordinator at the Portico was to find the major needs of Mississauga. I explored nine different regions in Mississauga including Clarkson, Cooksville, Creditview, Erin Mills, Hurontario, Malton, Meadowvale, Port Credit and Streetsville, and conducted interviews to find the five major unmet needs of each community. I attempted to speak with as many people under as many different circumstances as possible to get many different responses. I then compared all the answers I received to come up with the five major needs of each community. These needs are meant to be looked over by Small Groups or churches looking to help their communities and attempt to meet these unmet needs. If you have any questions concerning this report please contact me at jblack@theportico.ca

Five Major Needs

Directory of Existing Ministry Opportunities⁸

Name of Ministry Opportunity	Description	Contact Info
Nexus Youth Services		905-795-3518
Peel Collaborative Child and Adolescent Sexual Abuse Treatment Program		905-795-3521
On Our Own Self Help Group		905-677-5890
Malton Village Long Term Care Center		905-791-7800 www.peel-longtermcare.ca
Malton Neighbourhood Services		905-667-6270 www.maltonservices.org
St. Hugh and St. Edmond Anglican Church		905-677-3209
Malton Baptist Church		905-671-3313
St. Mark's Presbyterian Church		905-677-4514
Trinity United Church		905-677-1741

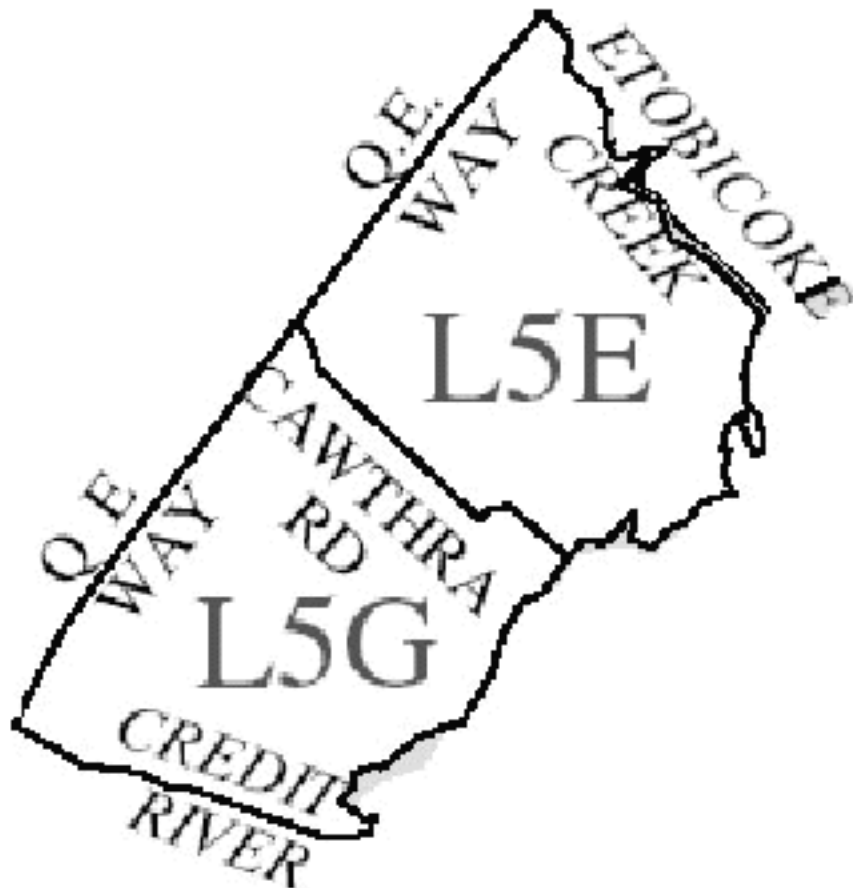
⁸ *Churches in Green

*Christian Ministries in Blue

*Non Christian Ministries in Red

Grace Methodist Church		905-696-2216 www.gracemethodist.ca
The Potter's House		905-564-6378
Central Pentocostal Church		905-568-4696 www.connectingfaith.ca

Port Credit (L5E, L5G)



Report on major needs with directory of organizations and existing ministry opportunities.

Highlights of Port Credit (Statistics)

Marital Status	Single: 15,580 31.7% Married: 28,310 57.7% Widowed: 1,730 3.5% Divorced or Separated: 3,470 7.1%
Families	Couple Families: 14,660 85.6% Lone-Parent Families: 2,455 14.3%
Population Living Alone	Individuals Living Alone: 2,570 4.1% Seniors Living Alone: 405 10.0%
Home Ownership	Owned Dwellings: 14,565 77.3% Rented Dwellings: 4,280 22.7%
Type of Housing	Single-detached: 8,150 43.4% Apartments 5+ Storeys: 4,725 25.2% Other: 5,910 31.5%
Education	(Persons aged 20 years and above) Less than Grade 9: 3,915 8.8% Grades 9-13: 10,560 23.8% Trades with Cert/Diploma: 3,950 8.9% Community College: 10,460 23.6% University: 15,465 34.9% Without degree: 4,255 9.6% With Bachelor's degree or higher: 11,200 25.3%
Employment	(Persons aged 15 years and above) Labour Force Participation Rate: 36,485 74.4% Unemployment Rate: 2,025 5.6%
Income (2000)	Average Family Income: \$72,453 Low-income Families (#): 1,860 11.6%
Population	Male: 30,660 49.1% Female: 31,880 50.9% Total Population: 62,460 Population Growth 1996 to 2001: 18.4%
Age Groups	0-4 Years: 3,940 6.3% 5-9 Years: 4,755 7.6% 10-14 Years: 4,690 7.5% 15-24 Years: 9,320 14.9% 25-44 Years: 21,610 34.6% 45-64 Years: 14,205 22.7% 65+ Years: 3,940 6.3%
Immigrants	Total Population: 35,205 56.3% By Selected Places of Birth (Top 3) 1. India: 4,610 13.1%

	<p>2. Philippines: 2,885 8.2%</p> <p>3. Poland: 2,625 7.5%</p>
Visible Minorities	<p>Total Population: 34,310 54.9%</p> <p>By Visible Minority Group (Top 3)</p> <p>1. South Asian: 12,625 20.2%</p> <p>2. Chinese: 5,765 9.2%</p> <p>3. Black: 4,575 7.3%</p>
Language (Mother Tongue)	<p>English: 27,360 43.8%</p> <p>French: 595 1.0%</p> <p>Non-Official Languages: 32,370 52.4%</p> <p>Top 5 Non-Official Languages: Chinese, Polish, Punjabi, Portuguese, and Italian.</p>
Religion (Top 3)	<p>1. Roman Catholic: 27,210 43.5%</p> <p>2. Muslim: 5,565 8.9%</p> <p>3. Hindu: 4,060 6.5%</p>

Statement of Rationale

This project was designed for Churches and small groups in Mississauga that are looking for change within our communities. Over the summer my summer project as the Community Research Coordinator at the Portico was to find the major needs of Mississauga. I explored nine different regions in Mississauga including Clarkson, Cooksville, Creditview, Erin Mills, Hurontario, Malton, Meadowvale, Port Credit and Streetsville, and conducted interviews to find the five major unmet needs of each community. I attempted to speak with as many people under as many different circumstances as possible to get many different responses. I then compared all the answers I received to come up with the five major needs of each community. These needs are meant to be looked over by Small Groups or churches looking to help their communities and attempt to meet these unmet needs. If you have any questions concerning this report please contact me at jblack@theportico.ca

Five Major Needs

Directory of Existing Ministry Opportunities⁹

Name of Ministry Opportunity	Description	Contact Info
Associated Youth Services of Peel		905-890-5222
PLASP Child Care Services		905-890-1711 www.plasp.com
Peel Partners for a Drug-Free Community		905-629-2136 www.peelpartners.com
Bayshore Health Care		905-896-0200 www.bayshore.com
Center for Addiction and Mental Health		416-535-8501
Coalition for Persons with Disabilities		905-755-9157 www.disabilityaccess.org
Saint Elizabeth Health Care		905-275-2956 www.saintelizabeth.com
Gospel Assembly of God		905-274-1880 www.ukgac.com
Church of St. Luke Anglican		905-278-1811
Alderwood United Church		416-252-4166

⁹ *Churches in Green

*Christian Ministries in Blue

*Non Christian Ministries in Red

		www.alderwooduc.ca
Applewood United Church		905-277-4162 www.applewoodunited.ca
Cawthra Park United Church		905-278-7376
Trinity Anglican Church		905-278-1992 www.trinityportcredit.org
Church of St. Mark Lutheran		905-278-2122 www.saintmarks.ca
Kenmuir Baptist Church		905-278-0212 www.kenmuir.com
St. Andrew's Presbyterian Church Port Credit		905-278-8907 www.standrewsportcredit.ca
St. Hilary's Anglican Church		905-279-2304

Feedback Form

Name of Pastor:

Name of Church:

Address of Church:

Postal Code of Congregation Majority:

Size of Congregation:

Church Ministries that are specifically targeted for people who do not attend your church:

- 1.
- 2.
- 3.
- 4.

Non-Church ministries that members of your congregation participate in:

- 1.
- 2.
- 3.
- 4.

Two greatest unmet needs within your church:

- 1.
- 2.

E-mail Address Where completed Report can be sent (If above information is completed):

All Statistics taken from <http://portraitsofpeel.ca>